

Listening and Reading Class

Lesson 4

Welcome Back!

Hello, everyone!



Hello, Teacher Molly!



Nice to see you!




Nice to see you, too!




You need...

1




2



How's the weather today?

It's _____.



Days of the Week



- What are the names of The Days of the Week?

MONDAY

WEDNESDAY

FRIDAY

SUNDAY

TUESDAY

THURSDAY

SATURDAY

- What day is it Today?

Today is _____.




How are you today?

I'm _____.



Open your Student Book!



Page 12 & 13

Let's sing 😊

Our classroom



4 Listen. Read and sing. TR. REC.

Our Classroom

*Reading, writing, talking, listening.
Counting, gluing, cutting, drawing.
What are you doing today?
What are you doing in your classroom?
What are you doing today?
What are you doing in your classroom?*

*We're cutting. We're gluing,
We're coloring pictures.
We're cutting. We're gluing,
We're coloring pictures.*


CHORUS

*We're talking. We're writing.
We're listening to our teacher.
We're talking. We're writing.
We're listening to a story.*

*Reading, writing, talking, listening.
Counting, gluing, cutting, drawing.
Reading, writing, talking, listening.
Counting, gluing, cutting, drawing.
Reading, writing, talking, listening.
Counting, gluing, cutting, drawing.
We're having fun!*

*What are you doing today?
What are you doing in your classroom?
What are you doing today?
What are you doing in your classroom?*

5 **Work in a group.**
Sing and act for the class.



Grammar

What are you doing?

We're _____.

What are you doing?



We're _____.

What are you doing?



We're drawing.

What are you doing?



We're _____.

What are you doing?



We're listening.

What are you doing?




We're _____.

What are you doing?




We're counting.

What are you doing?




We're _____.

What are you doing?




We're talking .

What are you doing?



We're _____.

What are you doing?



We're writing.

What are you doing?



We're _____.

What are you doing?



We're coloring.

What are you doing?




We're _____.

What are you doing?




We're reading.

What are you doing?



We're _____.

What are you doing?



We're erasing.

What are you doing?



We're _____.


What are you doing?



We're gluing.

Lets have a
sentence
race!

No books!





What are you doing?



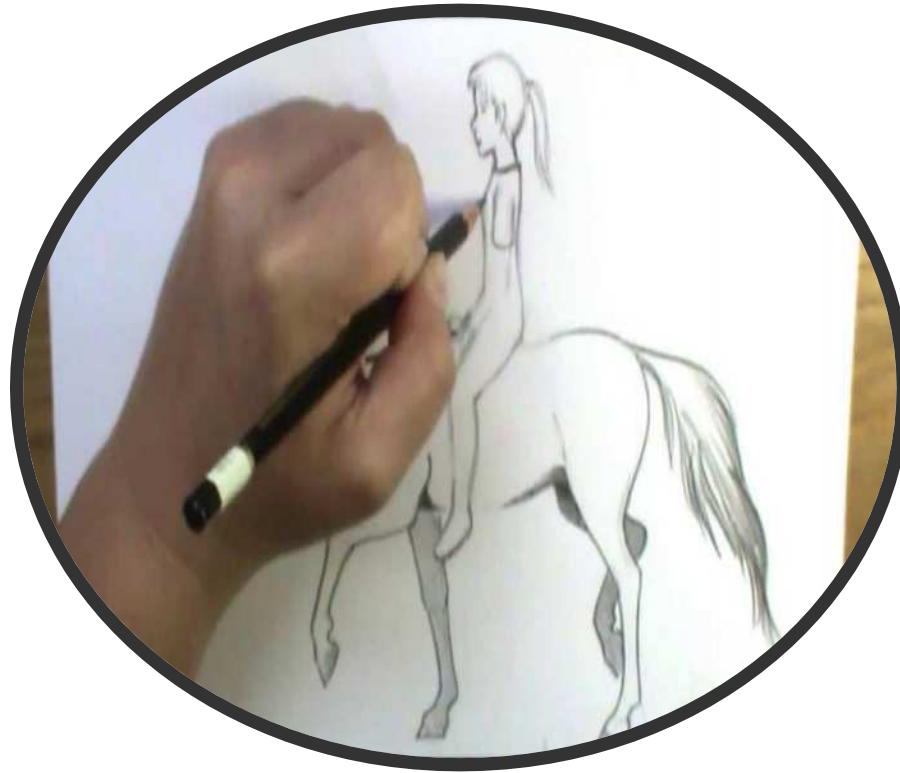
What are you doing?



What are you doing?



What are you doing?



What are you doing?



What are you doing?



What are you doing?



What are you doing?




What are you doing?

Good job!



Open your workbooks!



Unit 1: Page 7 & 8

GRAMMAR

What are you doing? We're erasing the board. | we're = we + are

- 6 Look. Draw yourself in the pictures. What are you doing? Write.

we're cutting



We _____



We _____



We _____



GRAMMAR

What are you doing? We're erasing the board. | we're = we + are

- 6 Look. Draw yourself in the pictures. What are you doing? Write.

We're cutting.



We're counting.



We're writing.



We're talking.



7 Look and listen. Write numbers. TR: 06



8 Listen again. Write sentences. TR: 07

1. _____

3. _____

2. _____

4. _____

7 Look and listen. Write numbers. TR: 06



8 Listen again. Write sentences. TR: 07

1. We're reading.


2. We're coloring.

3. We're cutting.

4. We're counting.

9 Look. Answer the question. Write a sentence.

coloring cooking counting cutting
eating reading watching TV



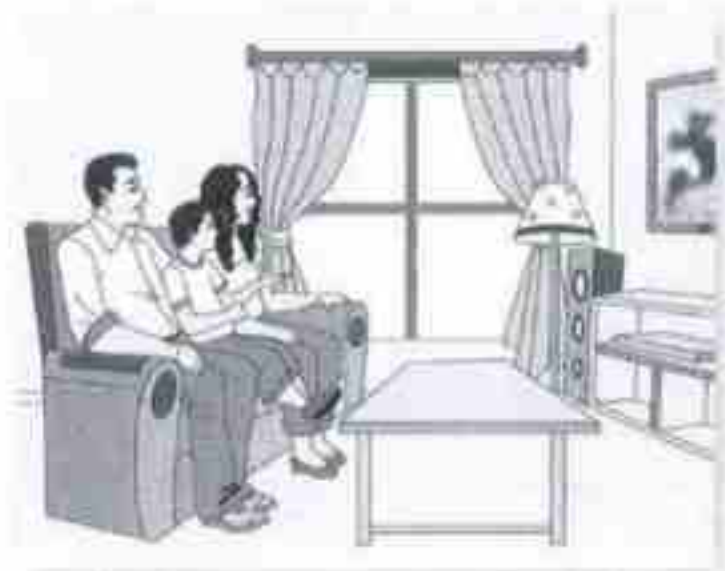
What are you doing?

1. We're



What are you doing?

2. _____




What are you doing?

3. _____

9 Look. Answer the question. Write a sentence.

coloring cooking counting cutting
eating reading watching TV



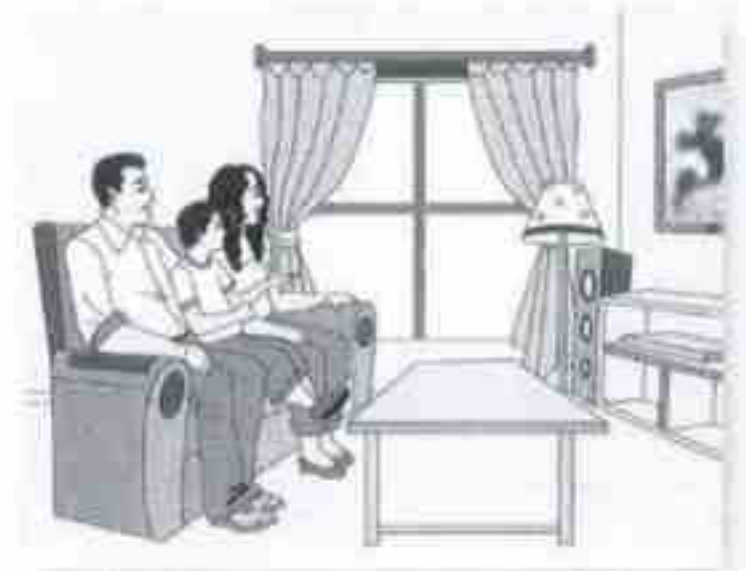
What are you doing?

1. We're cooking.



What are you doing?

2. We're eating.



What are you doing?

3. We're watching TV.

Goodbye!




Listening and Reading Class


Lesson 5

You need...

1




2



How's the weather today?

It's _____.



Days of the Week



- What are the names of The Days of the Week?

MONDAY

WEDNESDAY

FRIDAY

SUNDAY

TUESDAY

THURSDAY

SATURDAY

- What day is it Today?

Today is _____.




How are you today?

I'm _____.



Open your Student Book!



Page 12 & 13

Let's sing 😊

Our classroom



4 Listen. Read and sing. TR. REC.

Our Classroom

*Reading, writing, talking, listening.
Counting, gluing, cutting, drawing.
What are you doing today?
What are you doing in your classroom?
What are you doing today?
What are you doing in your classroom?*

*We're cutting. We're gluing,
We're coloring pictures.
We're cutting. We're gluing,
We're coloring pictures.*

CHORUS

*We're talking. We're writing.
We're listening to our teacher.
We're talking. We're writing.
We're listening to a story.*

*Reading, writing, talking, listening.
Counting, gluing, cutting, drawing.
Reading, writing, talking, listening.
Counting, gluing, cutting, drawing.
Reading, writing, talking, listening.
Counting, gluing, cutting, drawing.
We're having fun!*

*What are you doing today?
What are you doing in your classroom?
What are you doing today?
What are you doing in your classroom?*

5 **Work in a group.**
Sing and act for the class.

Subject Pronouns

She




He



They



We



It






When do we
use the words
'am', 'is' and
'are'?

Let's
find out!



am

We use the word 'am' when we talk about ourselves! (I + am)



I am reading.



are

We use the word 'are' when we talk about 'you' or more than one other person!
(you/they/we + are)


They are reading.



We are reading.




You are reading.



is

We use the word 'is' when we talk about he, she or it! (he/she/it + is)



She is reading.



He is reading.

It is reading.



What is she doing?



She **is** writing.

What are they doing?



They **are** writing.

What is he doing?



He **is** counting.

What are they doing?



They **are** counting.

What is she doing?



She **is** cutting.


What are they doing?



They **are** cutting


.

What is it doing?



It **is** reading.

What are they doing?



They **are** reading.

What is she doing?



She _____.

What is she doing?



She is cutting.

What is he doing?



He _____.

What is he doing?



He is counting.

What are they doing?



They _____.

What are they doing?



They are cutting.

What are they doing?



They _____.

What are they doing?



They are writing.

What is she doing?



She _____.

What is she doing?



She is writing.

What are they doing?



They _____.

What are they doing?



They are counting.

What are you doing?

???



???

I _____.

What are you doing?


???



???


I am

What is it doing?



It _____.

What is it doing?



It is reading.





Goodbye



Listening and Reading Class

Lesson 6

You need...



Let's sing 😊

Our classroom



4 Listen. Read and sing. TR. REC.

Our Classroom

*Reading, writing, talking, listening.
Counting, gluing, cutting, drawing.
What are you doing today?
What are you doing in your classroom?
What are you doing today?
What are you doing in your classroom?*

*We're cutting. We're gluing,
We're coloring pictures.
We're cutting. We're gluing,
We're coloring pictures.*

CHORUS

*We're talking. We're writing.
We're listening to our teacher.
We're talking. We're writing.
We're listening to a story.*

*Reading, writing, talking, listening.
Counting, gluing, cutting, drawing.
Reading, writing, talking, listening.
Counting, gluing, cutting, drawing.
Reading, writing, talking, listening.
Counting, gluing, cutting, drawing.
We're having fun!*

*What are you doing today?
What are you doing in your classroom?
What are you doing today?
What are you doing in your classroom?*

5 **Work in a group.**
Sing and act for the class.

New Vocabulary



a notebook



a paintbrush



a marker




glue



scissors

8 Listen and say and write. YR: A14




Let's play Pictionary!


Teacher will choose a student to draw a picture of one of the new words.
Other students have to guess what it is!

Use your computer mouse to draw...

컴퓨터 마우스를 사용하여 입력하십시오.



Open your workbooks!



Page 9 Activity 10 & 11

10 Match. Draw lines.

glue

a marker

a notebook

a paintbrush

scissors



10 Match. Draw lines.

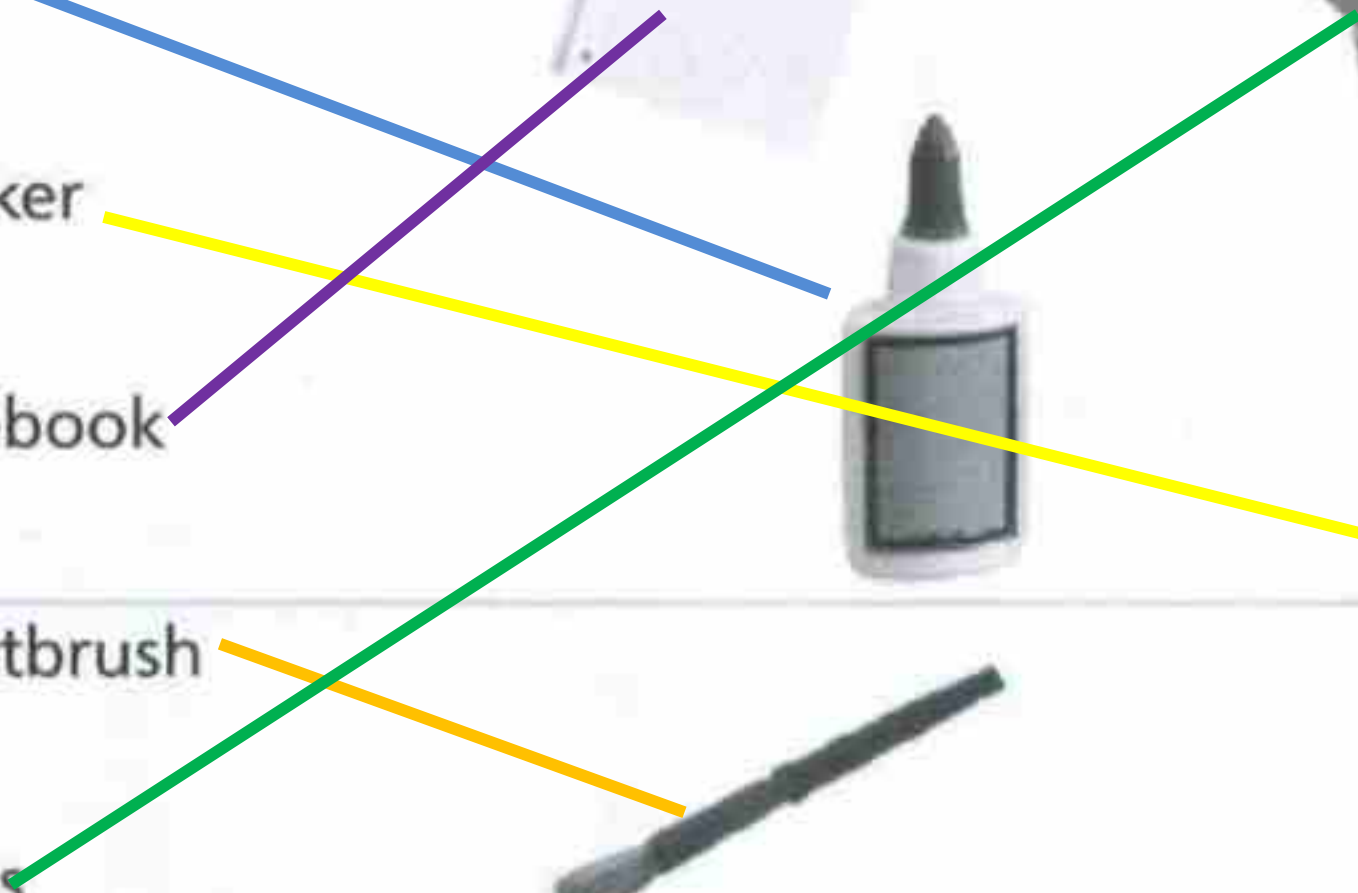



glue

a marker

a notebook

a paintbrush


scissors



11 Work with a partner. Point. Talk.

What is he using?

He's using scissors.



What is he using?

What is he using?

What is she using?

What is she using?

What is he using?

12 Work with a partner. Student 1, go to page 118. Student 2, go to page 120. Take turns.

I'm painting. I'm using _____



I'm painting. I'm using a paintbrush.



I'm cutting. I'm using _____



I'm cutting. I'm using scissors.



I'm writing. I'm using _____



I'm writing. I'm using a notebook.



I'm gluing. I'm using



I'm gluing. I'm using

glue.




I'm drawing. I'm using _____



I'm drawing. I'm using A marker.



Lets read



I'm cutting.
I'm using scissors.

What are you doing?



I'm painting.
I'm using a
paintbrush.


What are you doing?



I'm gluing.
I'm using glue.

What are you
doing?





I'm drawing. I'm using a marker.

What are you doing?



I'm writing.
I'm using a notebook.

What are you
doing?



One more time!

I'm _____.
I'm using _____.

What are you doing?



I'm _____.
I'm using _____.

What are you doing?



I'm _____.
I'm using _____.

What are you doing?



I'm _____. I'm using
_____.

What are you doing?



I'm _____.
I'm using a _____.




What are you doing?

Good job!




Open your Student Book!



Page 16

8 Listen and say. Read and write. TR: A34



1. I'm writing. I'm using a notebook
2. I'm painting. I'm using _____
3. I'm drawing. I'm using _____
4. I'm gluing. I'm using _____
5. I'm cutting. I'm using _____

8 Listen and say. Read and write. TR: A34



1. I'm writing. I'm using a notebook
2. I'm painting. I'm using a paintbrush.
3. I'm drawing. I'm using a marker.
4. I'm gluing. I'm using glue.
5. I'm cutting. I'm using scissors.

Goodbye

